

















Horsemanship Pattern Fair & Rodeo Queen Age Division:

Read through pattern carefully and break down each component. Flag Run and Queens Run follow pattern. Contestant will provide own horse.

-  Start on the right side of the arena and lope to the far end of the arena.
-  Stop and rollback to the right. Continue to opposite end of arena.
-  Stop and rollback to the left. Continue to center of arena.
-  Lope small, slow circle to the left. Change leads.
-  Lope right small circle with **medium** speed. Change leads.
-  Lope large fast circle to left. Change leads.
-  Lope fast circle to right. Change leads.
-  Continue down arena.
-  Stop and back 10 to 15 feet.
-  Do 360-degree spin right or left.
-  Do 360-degree spin opposite direction taken in.
-  Hesitate/stop to show completion of pattern.
-  The judges reserve the right to make alterations and/or additions to this pattern.
-  *It will be the judges' discretion whether to require a demonstration of mounting and dismounting, saddling, and unsaddling, or any other horsemanship skills.*
-  Exit arena at a walk. Prepare for next portion of horsemanship.
-  After all contestants have completed patterns, Flag Run and Queen's Run, contestants will enter arena for Horsemanship Interviews, at a walk and dismount. Contestants will hold their horse and face away from the judges. Judges will call each individual to them for their interview. Contestants who are not being interviewed will stay facing away from the judges and contestant being interviewed as to avoid distracting contestant interviewing. Once interviews are complete, contestants will mount and proceed to arena entrance at a walk.

