












## Horsemanship Pattern – Fair & Rodeo Duchess Age Division:

Read through pattern carefully and break down each component. Contestant will provide own horse.

-  Walk through gate past judges' box.
-  Pick up trot at the center of arena.
-  Pick up lope.
-  Do a small figure eight, starting to right at a lope.
-  Do a large figure eight, stop and back, 4 steps.
-  Walk to cone, stop, and dismount.
-  Wait for judges' instructions on whether to leave arena or if they want you to further your demonstration.
-  The judges reserve the right to make alterations and/or additions to this pattern.
-  *It will be the judges' discretion whether to require a demonstration of mounting and dismounting, saddling, and unsaddling, or any other horsemanship skills.*
-  Exit arena at a walk. Prepare for next portion of horsemanship.
-  After all contestants have completed patterns, Flag Run and Queen's Run, contestants will enter arena for Horsemanship Interviews, at a walk and dismount. Contestants will hold their horse and face away from the judges. Judges will call each individual to them for their interview. Contestants who are not being interviewed will stay facing away from the judges and contestant being interviewed as to avoid distracting contestant interviewing. Once interviews are complete, contestants will mount and proceed to arena entrance at a walk.

