










Horsemanship Pattern Fair & Rodeo Princess Age Division:

Read through pattern carefully and break down each component. Flag Run and Queens Run follow pattern. Contestant will provide own horse.

-  Circle the arena, on the left lead, at an extended lope.
-  Guide left and lope down the center of the arena with moderate speed.
-  Pass the center of the arena, stop and back to the center.
-  Execute a $\frac{3}{4}$ turn to the right, lope a circle, to the right, with moderate speed.
-  Change leads and lope a circle, to the left, with moderate speed. After completing the circle, continue loping on the left lead toward the end of the arena.
-  Stop and pause to show completion of pattern.
-  The judges reserve the right to make alterations and/or additions to this pattern.
-  *It will be the judges' discretion whether to require a demonstration of mounting and dismounting, saddling, and unsaddling, or any other horsemanship skills.*
-  After all contestants have completed patterns, Flag Run and Queen's Run, contestants will enter arena for Horsemanship Interviews, at a walk and dismount. Contestants will hold their horse and face away from the judges. Judges will call each individual to them for their interview. Contestants who are not being interviewed will stay facing away from the judges and contestant being interviewed as to avoid distracting contestant interviewing. Once interviews are complete, contestants will mount and proceed to arena entrance at a walk.

